

Scaled data based on original data using  
LM-79-08 Approved Method: Electrical and Photometric Measurements of Solid-  
State Lighting Products

Test Report Prepared for  
Cooper Lighting Solutions  
(formerly Eaton)

Brand: McGRAW-EDISON

Report Number: P386514

Luminaire Tested: **GWC-SA2A-830-U-T4FT-HSS**

Issue Date: 3/3/2020

**Test Information**

Test Method: LM-79-08  
Report Number: P386514  
TEST IS SCALED FROM IESNA LM-79-08 TEST DATA (G2-1903-205-17)  
Test Lab: INNOVATION CENTER  
Issue Date: 3/3/2020  
Manufacturer: COOPER LIGHTING SOLUTIONS (FORMERLY EATON)  
Product Line: MCGRAW-EDISON  
Catalog Number: GWC-SA2A-830-U-T4FT-HSS  
Description: GALLEON WALL LUMINAIRE  
(2) 80 CRI, 3000K, 615mA LIGHTSQUARES WITH 16 LEDS EACH AND TYPE IV FORWARD THROW OPTICS WITH HOUSE SIDE SHIELD  
Light Source: -  
Ballast/Driver: ELECTRONIC DRIVER

**Summary**

Lumens per Lamp: N/A  
Luminaire Lumens: 5488 lumens  
Efficiency: N/A  
Efficacy: 83.2 lumens/watt  
Luminous Opening: Rectangular (W 1' x L: 0.5' x H: 0')  
IES Classification: Type IV - Short  
BUG Rating: B1 - U0 - G2

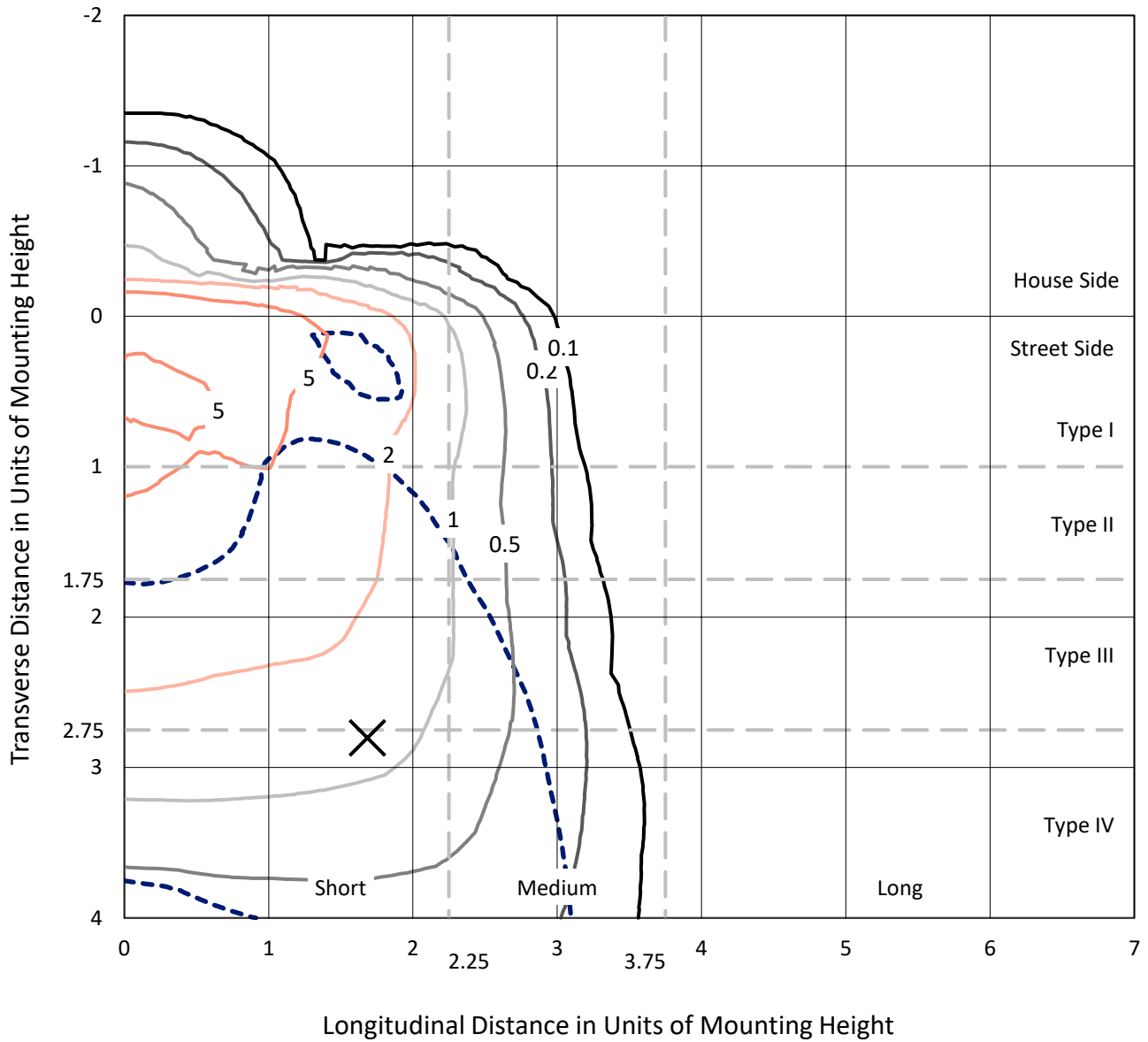
Input Watts (W): 66  
Input Voltage (V): NR  
Input Current (A<sub>in</sub>): NR  
Voltage Rise (V): NR  
Power Factor: NR  
Total Harmonic Distortion (THDi): NR  
Frequency (hertz): 60  
Stabilization Time: NR  
Operation Time: NR  
Ambient Temperature (°C): NR  
Test Distance: 24 FT



REPORT NUMBER: P386514  
 CATALOG NUMBER: GWC-SA2A-830-U-T4FT-HSS

### Iso-Footcandle Lines of Horizontal Illumination

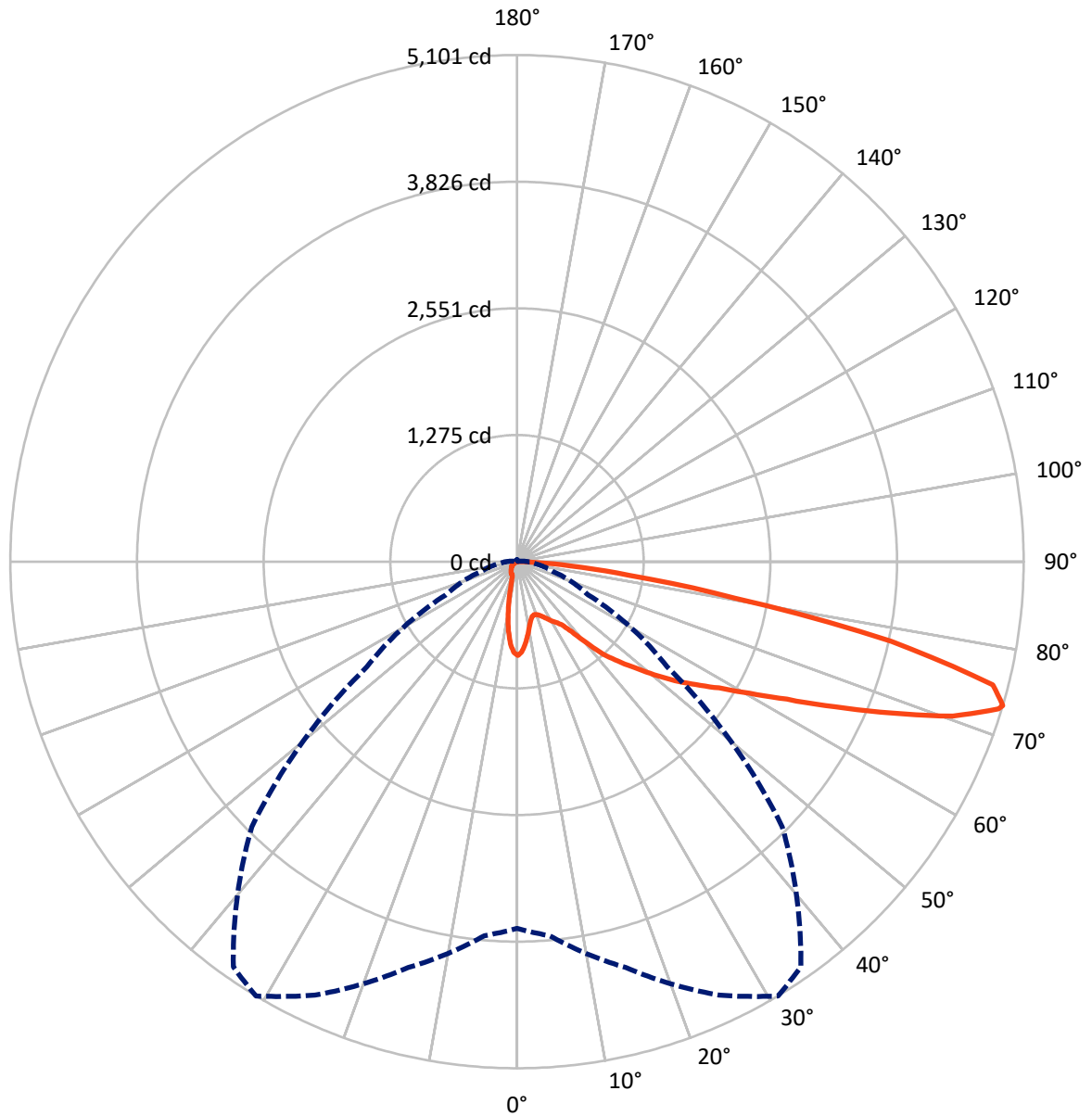
× Max cd  
 - - - 1/2 Max cd



Based on 10 foot mounting height. Maximum calculated value = 9.4 fc  
 Type IV - Short - N/A

REPORT NUMBER: P386514  
CATALOG NUMBER: GWC-SA2A-830-U-T4FT-HSS

### Luminous Intensity Polar Plot



— Vertical Plane Through 31-Deg Lateral    - - - Horizontal Cone Through 73-Deg Vertical



REPORT NUMBER: P386514  
 CATALOG NUMBER: GWC-SA2A-830-U-T4FT-HSS

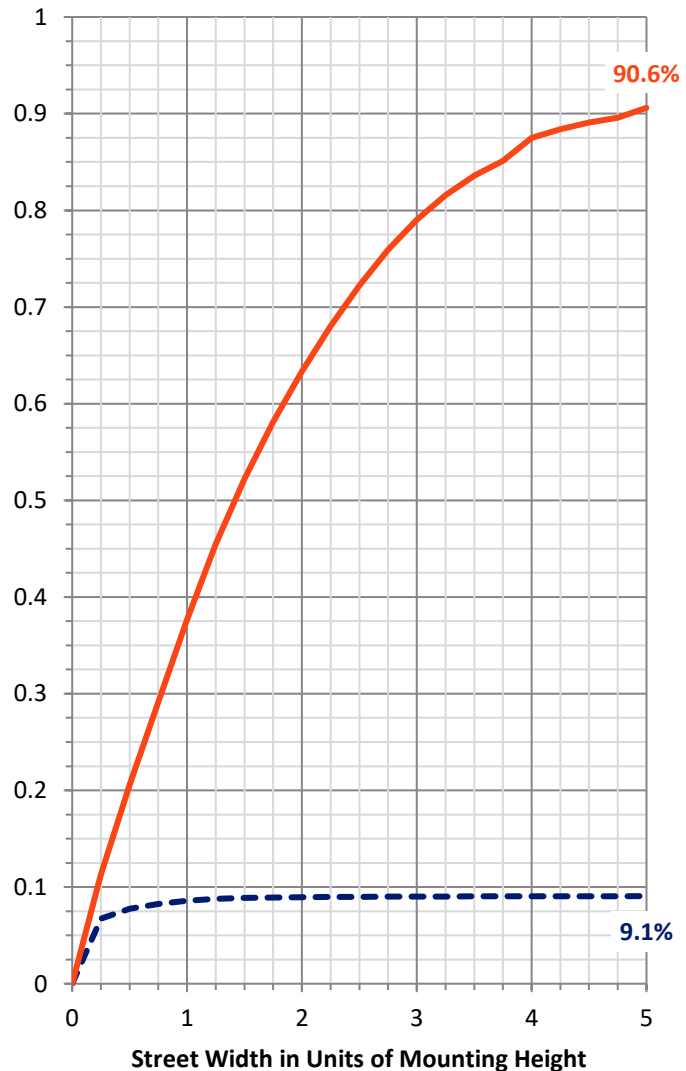
**FLUX DISTRIBUTION:**

		Downward	Upward	Total
<b>House Side</b>	Lumens	500.2	0.0	500.2
	% Fixture	9.1	0.0	9.1
<b>Street Side</b>	Lumens	4987.8	0.0	4987.8
	% Fixture	90.9	0.0	90.9
<b>Total</b>	Lumens	5488.0	0.0	5488.0
	% Fixture	100.0	0.0	100.0

**Coefficient of Utilization**

**ZONAL LUMENS:**

Zone	Lumens	% Fixture
0°-10°	78.3	1.4
10°-20°	170.0	3.1
20°-30°	254.7	4.6
30°-40°	405.2	7.4
40°-50°	723.6	13.2
50°-60°	1122.8	20.5
60°-70°	1492.6	27.2
70°-80°	1122.8	20.5
80°-90°	118.0	2.1
90°-100°	0.0	0.0
100°-110°	0.0	0.0
110°-120°	0.0	0.0
120°-130°	0.0	0.0
130°-140°	0.0	0.0
140°-150°	0.0	0.0
150°-160°	0.0	0.0
160°-170°	0.0	0.0
170°-180°	0.0	0.0
0°-90°	5488.0	100.0
0°-180°	5488.0	100.0



REPORT NUMBER: P386514

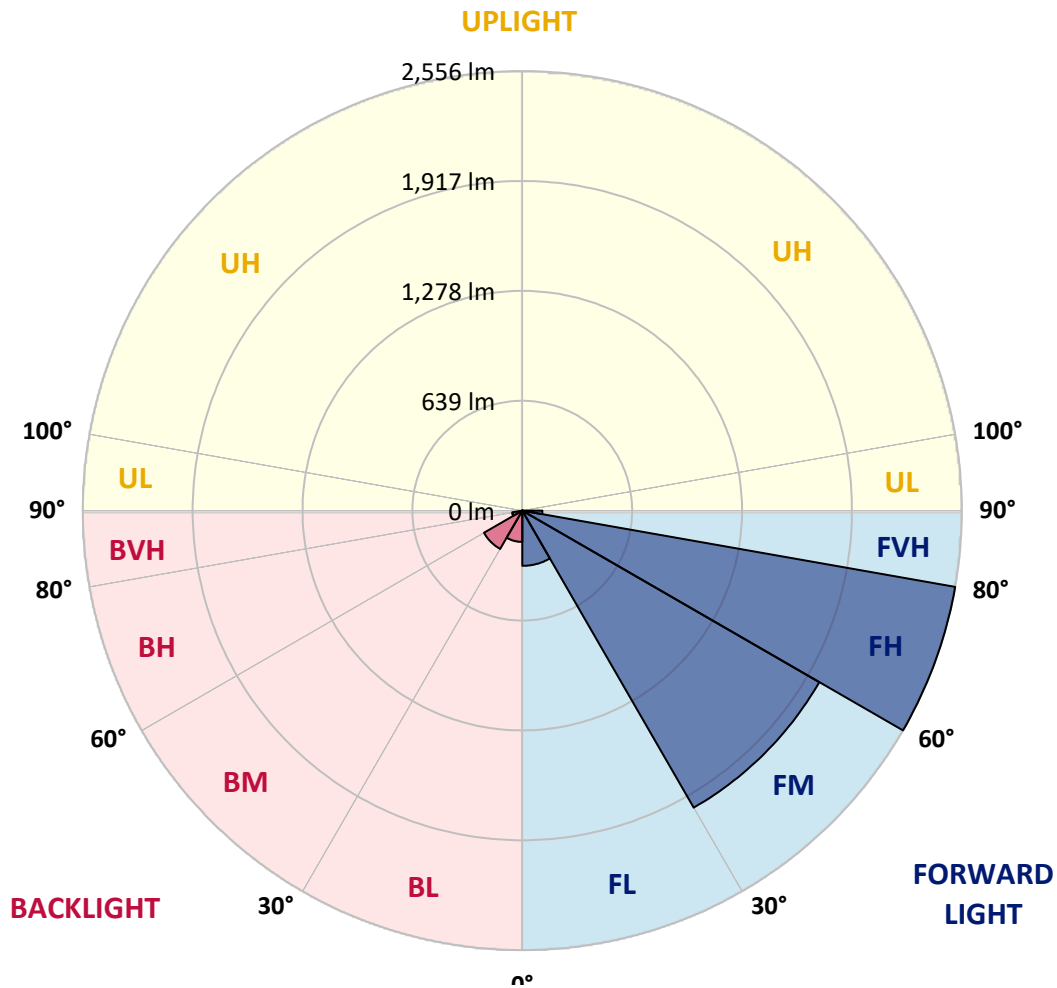
CATALOG NUMBER: GWC-SA2A-830-U-T4FT-HSS

**LUMINAIRE CLASSIFICATION SYSTEM LUMEN TABLE AND BUG RATING:**

Zone	Lumens	% Fixture	Zone Rating/Lumen Limit		
			B	U	G
FL (0°-30°)	321.1	5.9			
FM (30°-60°)	1994.2	36.3			
FH (60°-80°)	2555.6	46.6			G2/5000
FVH (80°-90°)	117.0	2.1			G2/225
BL (0°-30°)	181.9	3.3	B1/500		
BM (30°-60°)	257.5	4.7	B1/1000		
BH (60°-80°)	59.8	1.1	B0/110		G0/110
BVH (80°-90°)	1.0	0.0			G0/10
UL (90°-100°)	0.0	0.0		U0/0	
UH (100°-180°)	0.0	0.0		U0/0	

**BUG Rating: B1-U0-G2**

Type IV Short





REPORT NUMBER: P386514

CATALOG NUMBER: GWC-SA2A-830-U-T4FT-HSS

**CANDELA DISTRIBUTION (FULL):**

	0°	5°	15°	25°	31°	35°	45°	55°	65°	75°	85°
0°	944.2	944.2	944.2	944.2	944.2	944.2	944.2	944.2	944.2	944.2	944.2
2.5°	894.8	898.6	902.6	903.4	910.1	910.4	920.1	927.3	934.6	941.5	944.0
5°	803.0	809.1	816.4	823.6	837.9	843.5	867.1	891.3	914.4	936.4	947.2
7.5°	704.9	711.9	722.1	740.1	756.0	767.0	804.3	847.3	890.2	930.8	954.2
10°	615.5	622.0	632.7	651.8	676.2	691.2	741.5	801.1	864.2	925.7	964.6
12.5°	558.6	562.1	568.0	588.4	610.4	627.3	686.4	760.3	842.7	925.4	981.6
15°	548.1	549.2	544.4	553.5	570.7	587.1	646.9	727.2	826.3	929.7	1003.6
17.5°	564.8	564.2	548.1	547.0	560.7	574.2	627.6	704.4	814.8	939.7	1032.0
20°	590.0	588.1	560.2	555.1	569.6	582.2	626.3	695.8	810.5	956.3	1066.7
22.5°	623.6	620.4	576.6	571.2	586.8	599.9	642.9	704.1	814.2	978.6	1107.0
25°	665.2	660.4	604.8	598.9	614.7	627.9	672.7	728.0	825.5	1005.7	1158.0
27.5°	712.2	705.2	649.9	634.6	652.6	666.3	712.5	764.6	843.2	1034.5	1220.6
30°	756.5	747.4	697.4	672.2	694.2	709.5	755.4	808.1	871.7	1078.8	1306.2
32.5°	801.1	790.9	739.9	709.8	729.7	746.3	799.7	868.0	925.2	1146.4	1420.1
35°	903.7	892.9	830.4	780.7	780.4	789.8	861.8	949.9	995.8	1240.7	1556.0
37.5°	1076.3	1070.2	1010.6	916.3	891.0	880.6	946.4	1047.6	1097.3	1370.4	1709.3
40°	1265.4	1260.0	1193.2	1107.8	1069.4	1043.6	1067.8	1183.8	1240.7	1528.9	1865.9
42.5°	1478.9	1453.4	1334.2	1308.6	1274.3	1254.7	1232.9	1351.6	1416.9	1701.3	2021.1
45°	1672.8	1629.8	1475.1	1436.5	1428.7	1433.5	1445.6	1577.2	1615.1	1906.2	2175.8
47.5°	1788.3	1754.4	1635.7	1598.7	1596.5	1628.5	1719.8	1832.0	1812.4	2084.8	2311.9
50°	1898.1	1867.5	1768.9	1778.1	1788.0	1831.5	2031.0	2094.2	1992.6	2246.7	2436.8
52.5°	1987.0	1940.3	1888.7	1940.0	1988.9	2059.0	2352.2	2329.4	2120.5	2375.6	2543.7
55°	2038.3	2017.1	2042.1	2093.6	2185.5	2299.3	2655.4	2525.2	2213.9	2493.2	2614.9
57.5°	2226.3	2184.7	2234.3	2278.9	2398.7	2557.9	2915.1	2671.0	2281.3	2566.0	2631.3
60°	2453.7	2420.2	2449.4	2523.6	2685.2	2872.4	3157.9	2790.0	2316.5	2612.7	2588.8
62.5°	2815.7	2771.4	2753.2	2836.2	3050.5	3254.8	3342.1	2872.4	2308.7	2592.0	2443.3
65°	3300.7	3254.8	3173.2	3248.4	3521.0	3665.2	3548.1	2889.9	2255.0	2424.7	2075.4
67.5°	3797.6	3764.3	3694.4	3821.2	4067.2	4113.6	3765.9	2847.4	2082.1	1966.1	1466.3
70°	4125.7	4111.5	4156.9	4437.3	4656.7	4643.2	3965.7	2619.4	1622.8	1209.0	725.4
72.5°	3889.1	3957.4	4292.5	4800.9	5068.9	4959.3	3863.1	2011.4	927.6	465.1	209.7
73°	3693.1	3780.4	4231.5	4814.6	5101.4	4981.3	3776.9	1846.3	790.6	367.1	159.0
75°	2569.2	2676.4	3503.2	4484.0	4949.4	4746.1	3148.2	1130.1	366.3	162.7	64.2
77.5°	1247.4	1326.6	1929.0	3239.8	3849.1	3708.1	1959.9	421.1	165.4	101.8	29.5
80°	465.7	517.8	837.3	1648.9	2224.4	2282.7	862.0	159.3	110.1	81.9	15.0
82.5°	121.9	135.9	308.8	735.3	1140.0	1193.2	271.8	80.3	80.6	67.4	9.1
85°	38.9	44.6	96.4	330.0	537.1	471.6	70.9	38.9	58.5	50.2	5.1
87.5°	4.8	6.2	30.6	77.6	118.4	65.8	11.0	11.5	25.0	27.9	3.0
90°	0.0	0.0	0.0	0.0	0.0	0.0	0.0	0.0	0.0	0.0	0.0



REPORT NUMBER: P386514

CATALOG NUMBER: GWC-SA2A-830-U-T4FT-HSS

**CANDELA DISTRIBUTION (continued):**

	90°	95°	105°	115°	125°	135°	145°	155°	165°	175°	180°
0°	944.2	944.2	944.2	944.2	944.2	944.2	944.2	944.2	944.2	944.2	944.2
2.5°	946.4	945.0	945.3	938.3	933.7	924.6	915.2	910.9	906.4	904.5	906.4
5°	951.2	948.8	941.8	920.3	897.5	868.0	840.3	819.3	793.0	785.8	793.3
7.5°	958.7	953.9	933.5	889.7	839.0	782.6	719.2	673.0	635.1	610.7	619.5
10°	969.7	960.6	919.5	845.1	754.4	654.5	564.5	494.4	444.7	424.3	423.5
12.5°	988.3	971.1	902.3	787.1	651.0	517.8	399.9	323.9	283.6	257.5	257.0
15°	1008.7	983.4	880.6	717.6	530.7	370.9	257.5	199.8	173.8	165.4	164.4
17.5°	1033.6	997.7	852.4	631.9	404.7	245.7	168.1	151.5	150.4	149.6	149.6
20°	1065.1	1014.6	816.1	533.9	287.1	164.1	142.9	143.9	144.5	143.4	143.7
22.5°	1101.6	1031.8	772.9	428.6	194.2	137.2	136.7	138.0	138.6	138.0	138.3
25°	1144.0	1051.6	720.3	318.2	140.2	130.2	131.6	133.5	134.8	134.8	134.8
27.5°	1196.7	1075.8	656.9	222.1	121.1	123.0	126.8	130.2	132.1	132.7	132.7
30°	1265.1	1105.9	580.9	152.3	110.1	113.3	120.3	127.0	130.5	131.1	131.3
32.5°	1351.6	1139.7	492.8	112.5	100.7	103.1	110.6	121.9	128.6	129.7	129.7
35°	1450.7	1178.9	398.0	98.0	94.0	94.8	100.7	113.6	125.4	128.4	128.6
37.5°	1559.2	1217.6	302.7	91.6	88.4	88.4	92.6	103.7	117.6	126.8	127.8
40°	1660.4	1241.0	212.2	86.5	83.3	83.3	87.0	95.1	108.2	121.9	124.9
42.5°	1753.9	1249.0	147.7	81.6	78.4	79.2	82.4	88.9	98.8	112.5	115.2
45°	1850.0	1247.7	107.7	76.0	73.6	76.0	78.4	83.3	90.5	98.3	98.8
47.5°	1922.5	1236.4	85.4	70.6	69.0	72.2	74.4	77.6	81.6	81.1	81.1
50°	1990.5	1209.0	68.7	63.4	64.5	68.2	69.3	70.4	70.6	65.5	65.0
52.5°	2042.1	1166.3	55.1	55.6	59.9	63.6	62.6	61.0	58.3	52.1	51.0
55°	2059.2	1084.1	43.2	45.9	53.2	58.0	54.0	50.5	45.4	40.3	39.2
57.5°	2028.1	978.1	35.2	35.7	44.8	48.9	44.3	40.3	34.6	30.3	29.5
60°	1962.0	860.2	29.0	26.9	34.6	38.1	35.2	31.2	26.0	22.8	22.6
62.5°	1831.0	734.5	23.9	20.9	26.3	29.3	27.4	24.4	20.1	18.0	17.7
65°	1555.4	587.6	19.3	16.9	20.4	22.8	21.2	19.1	15.8	14.2	14.0
67.5°	1085.7	397.2	15.8	14.0	16.1	18.0	16.7	15.6	12.6	12.4	12.6
70°	523.7	191.5	13.2	11.3	12.6	14.0	13.4	12.6	12.1	14.0	16.1
72.5°	150.1	64.2	10.5	9.4	10.2	11.0	11.5	11.3	13.2	16.9	19.6
73°	115.5	51.8	9.9	8.9	9.7	10.7	11.3	11.0	13.4	17.2	19.6
75°	49.4	25.0	7.5	7.3	8.1	9.4	9.9	9.9	13.4	17.5	18.8
77.5°	22.3	13.4	4.8	5.6	7.0	7.5	8.3	8.3	10.7	13.4	13.4
80°	12.6	7.3	3.8	4.3	5.1	5.1	5.1	4.6	4.8	5.4	5.9
82.5°	8.1	4.8	3.0	3.5	3.2	2.7	2.1	2.1	1.9	2.1	2.7
85°	4.6	2.7	2.7	2.1	1.3	1.1	1.3	1.1	0.3	0.0	0.3
87.5°	2.7	1.6	0.8	0.0	0.0	0.0	0.0	0.0	0.0	0.0	0.0
90°	0.0	0.0	0.0	0.0	0.0	0.0	0.0	0.0	0.0	0.0	0.0



Signify Classified - Internal  
Cooper Lighting Solutions Photometric Lab  
1121 Highway 74 South  
Peachtree City, GA 30269

Scaled Data Report



Report Generated By 670245982

Signify Classified - Internal  
Cooper Lighting Solutions Photometric Lab  
1121 Highway 74 South  
Peachtree City, GA 30269

Scaled Data Report



Signify Classified - Internal  
Cooper Lighting Solutions Photometric Lab  
1121 Highway 74 South  
Peachtree City, GA 30269

Scaled Data Report



Signify Classified - Internal  
Cooper Lighting Solutions Photometric Lab  
1121 Highway 74 South  
Peachtree City, GA 30269

Scaled Data Report



Signify Classified - Internal  
Cooper Lighting Solutions Photometric Lab  
1121 Highway 74 South  
Peachtree City, GA 30269

Scaled Data Report



--- HS — SS

Signify Classified - Internal  
Cooper Lighting Solutions Photometric Lab  
1121 Highway 74 South  
Peachtree City, GA 30269

Scaled Data Report



u

Signify Classified - Internal  
Cooper Lighting Solutions Photometric Lab  
1121 Highway 74 South  
Peachtree City, GA 30269

Scaled Data Report



Signify Classified - Internal  
Cooper Lighting Solutions Photometric Lab  
1121 Highway 74 South  
Peachtree City, GA 30269

Scaled Data Report



(END OF REPORT)